

Newsletter

18.2020

Tightened shock absorber bracket



knott.pl

Dear Sirs,

Screwed shock absorber brackets, which we introduced to our offer some time ago, are a solution that allows you to retrofit the trailer with shock absorbers at every stage of production and use. However, this solution is associated with some guidelines for installation and operation, which we would like to introduce to you.

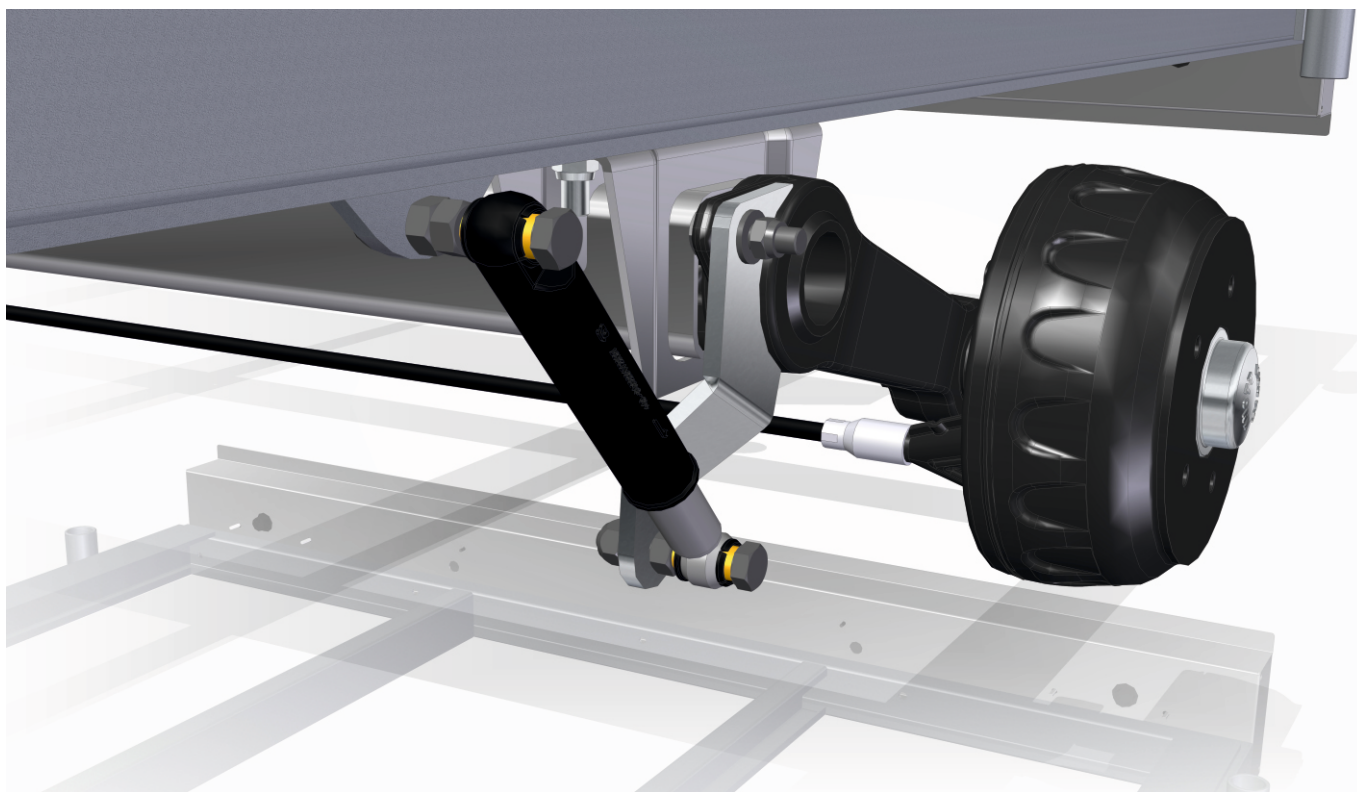
First of all, the parameters of the shock absorber, which is to cooperate with the bolted bracket, are important, therefore the bracket may only be used in conjunction with the original KNOTT shock absorbers. This is due to the fact that the shock absorber bracket has been tested and tested to work with these particular shock absorbers and only if they are used can we ensure failure-free use of the shock absorber and shock absorber bracket.



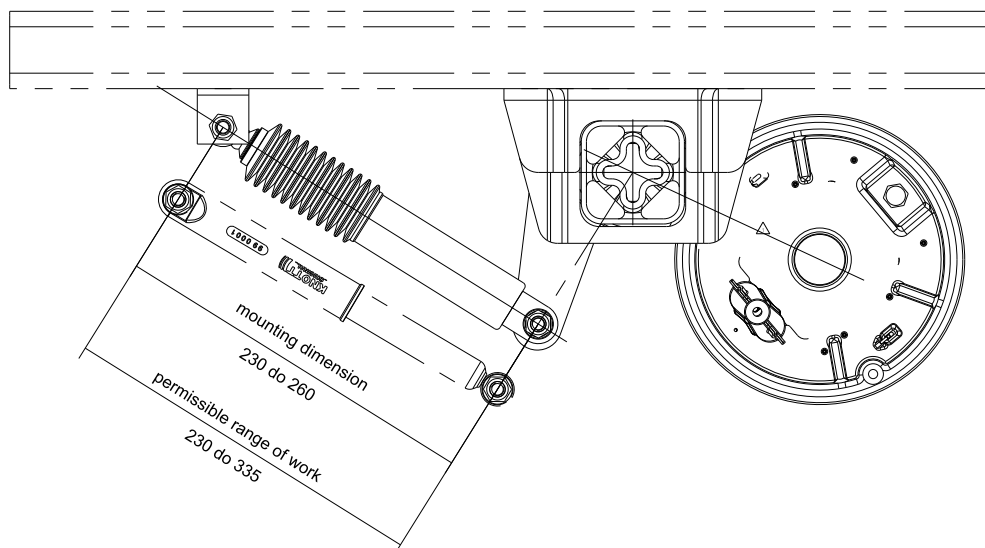
CDS
Comfortable Dumper System

Art. Nr Shock absorber	Art. Nr. Set of shock absorber	description
990001	37821.09S	universal
990100	990200	red
990101	990201	green
990102	990202	blue

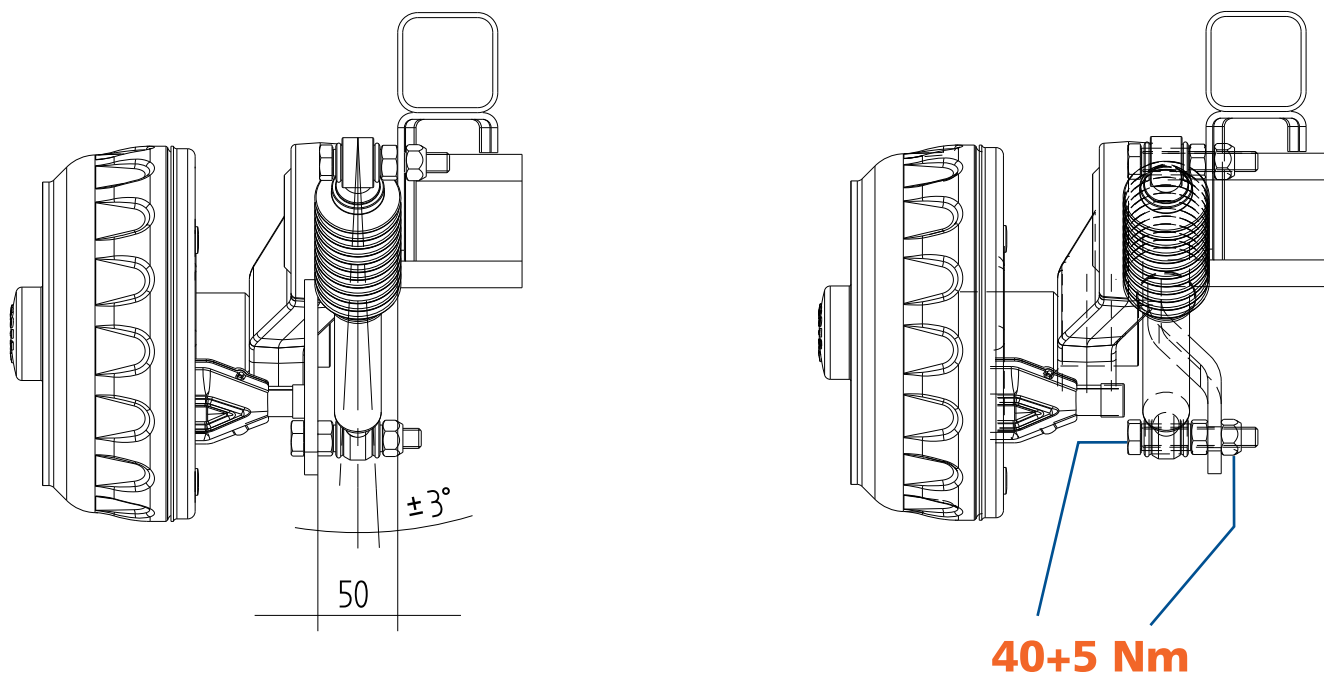
Another equally important element is the method of mounting the shock absorber to the axle bracket and frame. First of all, make sure that the shock absorber is mounted parallel to the side plane of the frame. Any deflection will cause an unfavorable bending moment leading to improper chassis cushioning.



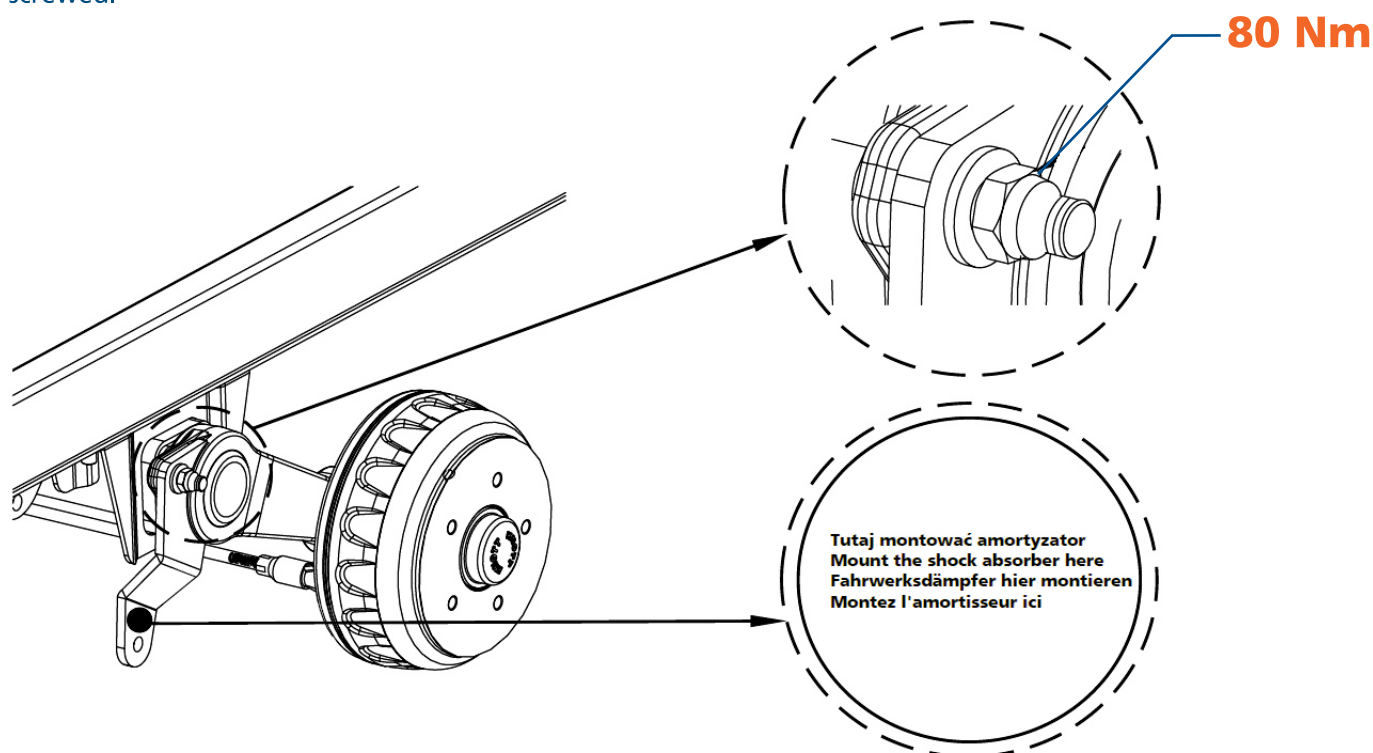
Below, we present the correct positioning of the shock absorber mounting in the frame as well as the mounting dimension and operating range of the shock absorbers



The correct mounting position in combination with the original Knott shock absorber is a guarantee of safety and reliability



In order to facilitate the assembly and identification of the side on which the shock absorber should be mounted, we have introduced a label in the form of a sticker informing where the shock absorber should be screwed.



Shock absorber bracket kits are offered in two service kits.

The first one is a set of sheet metal shock absorber brackets for one axle with the necessary bolts allowing them to be mounted on the new arm of the axle rocker arm.

The second offered set is a set containing, apart from metal brackets, universal shock absorbers for the axles dedicated to the screwed shock absorber bracket. This set is of course offered with a set of fasteners necessary for installation on the KNOTT axle.

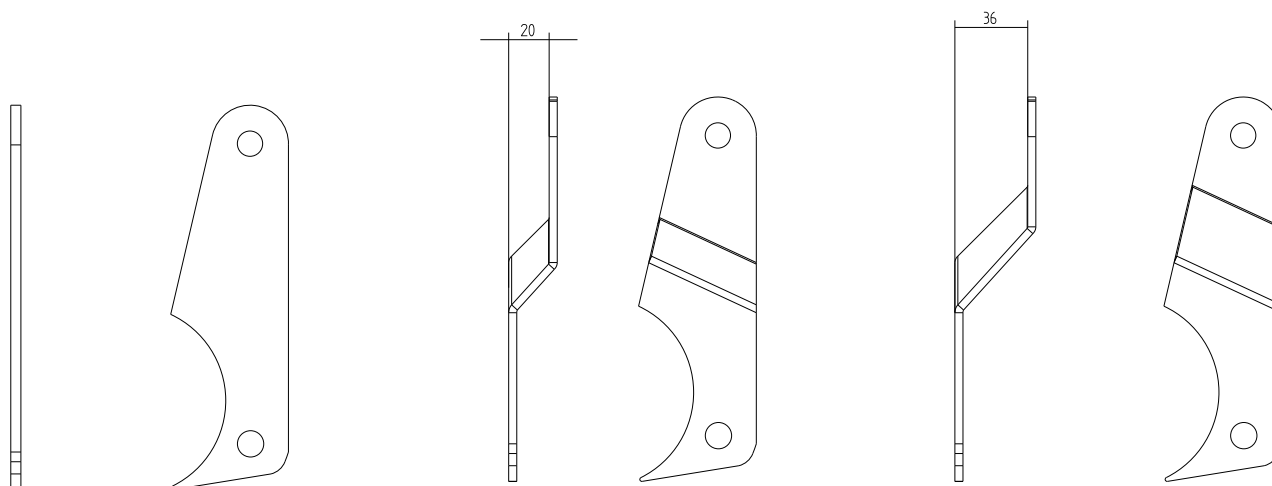


A set of shock absorber brackets
with axle shock absorber



A set of shock absorber brackets

Depending on the type of frame and the method of mounting the shock absorber in the frame, we offer 3 variants of the "crank", making it easier to adjust the bracket to your needs.



Name \ Art. Nr.	Inflection		
	0	20	36
Shock absorber bracket to UNI swing arm	P2900366..	P2900367..	P2900350..
Shock absorber bracket to UNI swing arm SET	P2900372..	P2900369..	P2900351..
Shock absorber bracket to UNI swing arm SET with shock absorber 990001	P2900370..	P2900371..	P2900352..
Shock absorber bracket to UNI swing arm VGB15/18	P2900373..	P2900374..	P2900368..
Shock absorber bracket to UNI swing arm VGB15/18 SET	P2900375..	P2900376..	P2900377..
Shock absorber bracket to UNI swing arm VGB15/18 SET with shock absorber 990001	P2900378..	P2900379..	P2900380..

Detailed information about the products is provided by the Sales Department KNOTT Sp. z o.o.

KNOTT Sp. z o.o.

63-011 Pławce
Zdziechowice 100
tel. 61 287 60 00
fax 61 287 60 01
info@knott.pl
www.knott.pl

