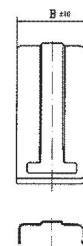
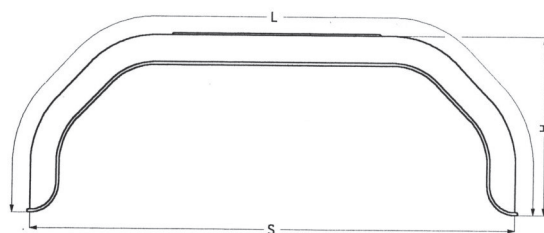

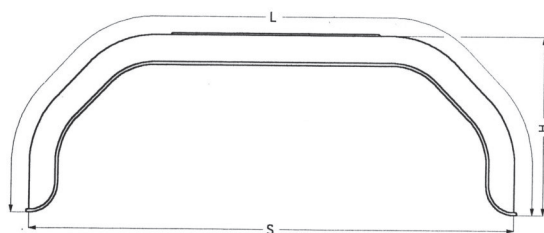


„Sauermann“



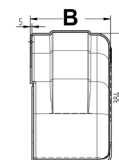
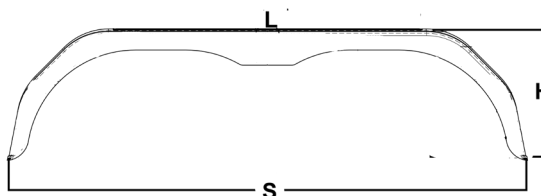
Typ	Profil	B Breite mm	R Radius mm	L Länge mm	S Spannweite mm	H Höhe mm	Gewicht kg	Bestell- nummer
DK-PE 21.1390.18/12	12/40	220	X	1820	1390	380	1,7	4804289X
DK-PE 21.1550.20/12	12/40	220	X	1970	1550	380	2,0	4804299X
DK-PE 23.1550.20/12	12/40	240	X	1970	1550	380	2,2	400313.001
DK-PE 25.1500.20/12	12/40	260	X	1970	1550	380	2,4	400314.001

„De Haan“



Typ	Profil	B Breite mm	R Radius mm	L Länge mm	S Spannweite mm	H Höhe mm	Gewicht kg	Bestell- nummer
THMK 22155	12/30	220	X	1985	1550	380	1,8	404455.001
THMK 24150	12/30	240	X	1910	1500	380	1,9	404456.001

„Knott“



Typ	Profil	B Breite mm	R Radius mm	L Länge mm	S Spannweite mm	H Höhe mm	Gewicht kg	Bestell- nummer
Tandem	12/40	240	X	2003	1550	400	3,3	6X1506.002